

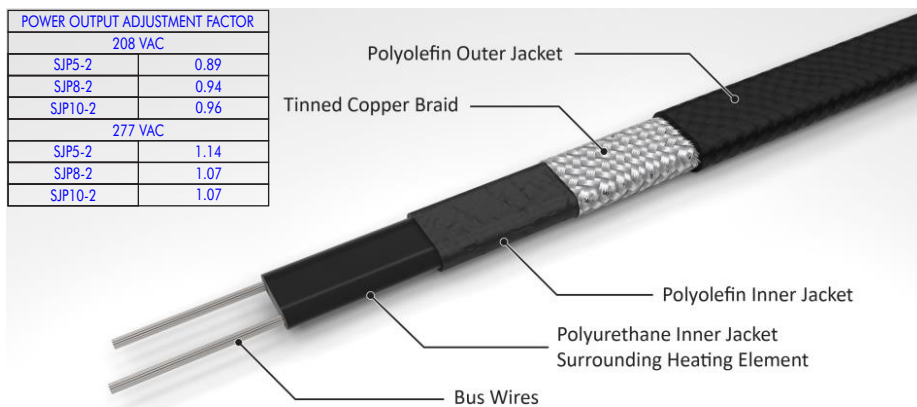
HeatTracer SJP Self-Regulating Heat Cable

SJP5-1, SJP5-2, SJP8-1, SJP8-2, SJP10-1, SJP10-2

Overview

Drexan HeatTracer® Self-Regulating Heating Cables meets all your Roof/Gutter and Pipe Heat Trace needs. They are designed to serve the demands of the Commercial, Residential and Industrial non-hazardous markets. Industry leading 10 year warranty available.

HeatTracer SJP is designed to maintain temperatures up to 150°F/65°C and can withstand temperatures up to 185°F/85°C. They are also certified to all applicable CSA (CUS) standards for use throughout North America, as well as ATEX for global applications. They are suitable for metallic and non-metallic roofs, gutters, pipes, tanks and vessels.




Maximum Continuous Circuit (feet) per circuit breaker	Start-Up Ambient Temperature	120V SJP_-1			240V SJP_-2	
		15A	20A	30A	20A	30A
SJP5	32°F	160	215	215	425	425
	14°F	140	185	215	365	425
	0°F	120	160	215	320	425
SJP8	32°F	100	140	165	275	335
	14°F	90	120	165	235	325
	0°F	80	110	160	215	295
SJP10	32°F	85	130	150	180	245
	14°F	75	115	150	165	225
	0°F	70	90	140	145	205

NOTE:

Global Electrical Codes require ground-fault protection of equipment on each heating cable branch circuit to reduce the danger of fire caused by continuous electrical arcing resulting from improper installation or damage to the heating cable. Conventional circuit protection may not be suitable for preventing electrical arcing.

Suitable devices for providing Equipment Ground Fault Protection: GFEP circuit breakers, AC-GFEPD130/230



Application

Area classification - Hazardous and non-hazardous locations

Traced surface type - Metal, Plastic, Asphalt

Supply Voltage

SJP XX-1 - 100-130 VAC
SJP XX-2 - 208-277 VAC

Temperature Ratings

Maximum maintain or continuous exposure temperature (power on) 150°F/65°C

Maximum intermittent exposure temperature, 1000 hrs (power-on) 185°F/85°C

Temperature ID number (t-rating) T6: 185°F/85°C.

Minimum installation temperature -40°F/-40°C

Product Characteristics

Minimum bend radius @ 68°F/20°C - 1.18 in. (30 mm)

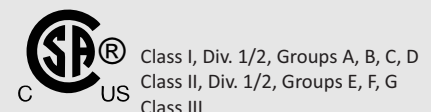
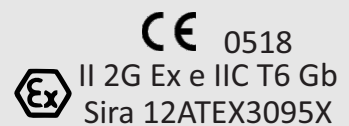
Weight (nominal) - 0.84 lb./10 ft. (125 g/m)

Heating cable dimensions - 0.51 x 0.22 in. (13.0 x 5.7 mm)

Bus wire size - 16 AWG

Outer jacket color - Black polyolefin

Approvals



231572 G-General Use Ordinary Locations